
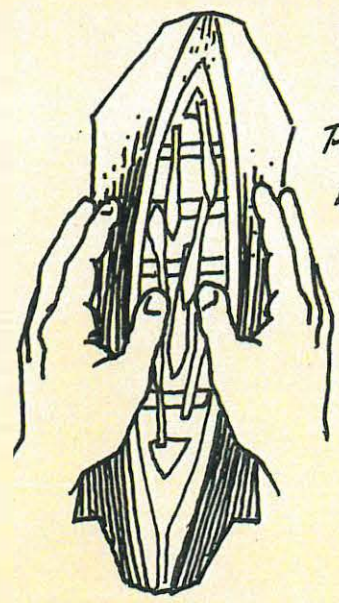


A NORTHERN NORTHWEST  
COAST CANOE



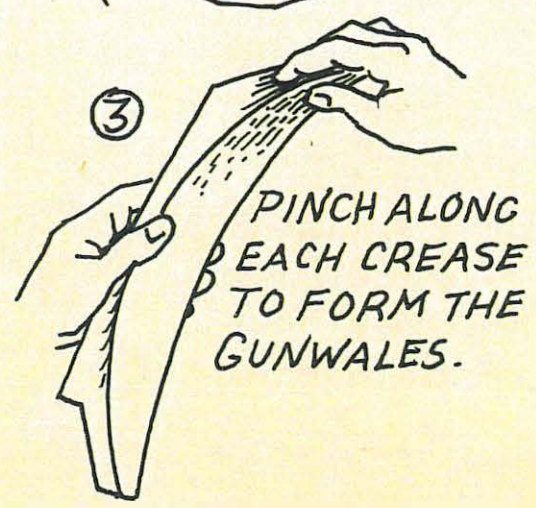
①

CUT OUT THIS  
SHAPE CAREFULLY,  
ON THE OUTER LINE



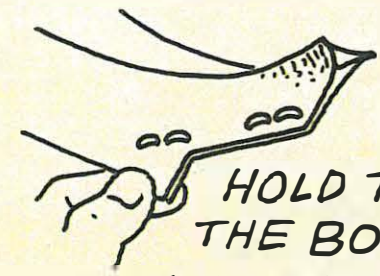
②

PRESS THE SIDES  
BACK GENTLY  
SO THAT THE  
PAPER BENDS  
ALONG THE  
CURVED CREASES.



③

PINCH ALONG  
EACH CREASE  
TO FORM THE  
GUNWALES.



④

HOLD THE SIDES OF  
THE BOW TOGETHER  
AND FASTEN WITH TWO  
STAPLES (OR GLUE, USING PAPER  
CLIPS FOR CLAMPS). REPEAT FOR  
THE STERN.